


SONALIKA

— THE TOUGHEST —
PERFORMER
« FOR YOUR FIELD »

E32
XTRA



**AERODYNAMIC
BONNET**

**POWER PACKED
MITSUBISHI ENGINE**

**TWIN PROJECTOR
HEADLAMPS**

**AGRI, IND. & TURF
TYRE OPTION**

**REINFORCED SAFETY
FEATURES**



**COST
EFFICIENT**
MECHANICAL TRACTORS

MADE OF
**REAL
STEEL**












**STRATEGIC
COLLABORATION
WITH
YANMAR**



SONALIKA




FEATURES		32 XTRA
ENGINE		
Engine Type		Mitsubishi Motor
HP Category		30
No. of Cylinders		3
Aspiration		Natural
Cubic Capacity (cc)		1318
Rated RPM (+/-25mm)		3000
Air Cleaner		Dry with clogging sensor
Cold Start		Standard
Max Torque (Nm)		82 Nm(±5%) 2000
Exhaust		Underhood downdraft
TRANSMISSION		
Drive		4 WD
Clutch		Single Clutch
Gearbox		6 Forward + 2 Reverse
Front Axle		4WD
Transmission		Sliding Mesh
BRAKES		
Brakes		Oil immersed Brake
Type of Actuation		Mechanical
Parking Brake		Latch Type
Differential Lock		
Differential Lock		Yes, Foot Operated
PTO		
PTO (rpm)		540, 1000
PTO (actuation)		Mechanical
STEERING		
Steering		Power steering
ELECTRICAL		
Battery		12V, 65 Ah
Alternator		12V, 42 A
Seven Pin Trailer Socket		Standard
HYDRAULICS		
3 Point Linkage		Cat 1-N
Stay Bars		Anchor Chain
Additional hydraulic circuit		1 DA
Hydraulic Lifting Capacity		600 Kg
Lift Rods		Standard
Litre per Minute(LPM)		14.8

FEATURES		32 XTRA	
SAFETY SWITCH 			
PTO Safety		Standard	
Neutral Safety Switch		Standard	
Clutch Safety Switch		Standard	
CAPACITY (LTRS)(+/-5%) 			
Fuel Tank (Lit)		26.5	
TURNING RADIUS 			
Without brakes (m) as per standard tyres		3.3	
TYRE 			
Front		7-14	
Rear		8.3-24	
DIMENSION & WEIGHT(+/-5%) 			
Weight (Kg)		1200	
Wheel Base (mm)		1560	
Total Length (mm)		2725	
Total Width (mm)		1413	
Height (mm) Up to ROPS		2100	
Min Ground Clearance (mm)		280	
Front Track (mm)		1200	
Rear Track (mm)		1202	
OTHERS 			
Fuel Indicator Gauge		Standard	
Front Tow Hook		Standard	
Front & Rear Weights with std. Ballast		Provision only	
Trailer Hitch		Drawbar / Optional Towbar	
OPTIONAL FEATURES 			
Cabin		Optional	
ROPS		Optional	
Tyres			
			
Radial Agri: Front I Rear 6.5/80-12 280/70 R18	Turf: Front I Rear 23x8.50-12 33x15.5-16.5	Ind: Front I Rear 23x8.50-12 33x15.5-16.5	GALAXY PRO Front 220/55 R12 Rear 280/70 R16
Front loader		YES optional	

*Data and specifications are subject to change without any advance notice due to continuous product improvement and development. All Dimensions are with standard tyres.

DEALER STAMP



INTERNATIONAL TRACTORS LIMITED

International Business Office: Teri School of Advanced Studies, Plot No.10, Institutional Area, Vasant Kunj, New Delhi-110070 (India)
Phone: +91 11 66 45 5200 | Work: Jalandhar Road, Hoshiarpur - 146022, Punjab (India) | Phone: +91-01882-522220/ 522221
Fax: +91- 01882-522222 | Email: exports@sonalika.com | URL: www.international.sonalika.com